
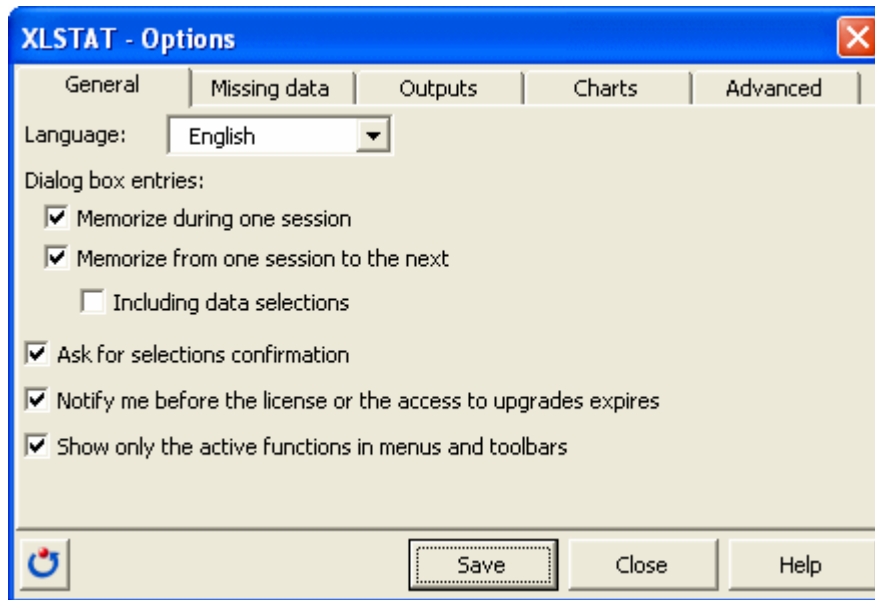
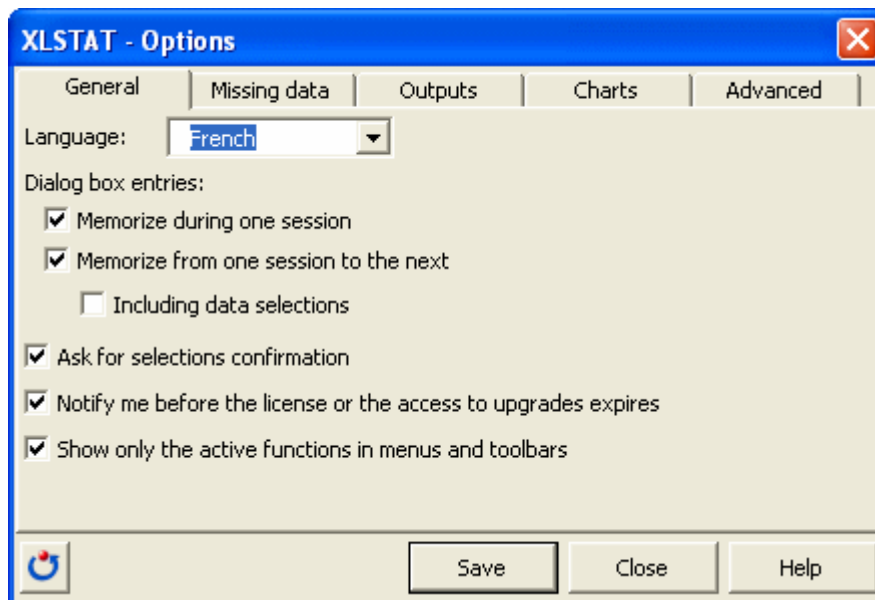


# Changing language settings

If you want to change the language settings of XLSTAT, select the **Options** command in the XLSTAT menu, or click on the  button of the XLSTAT toolbar.



Select the language you want to use (here French).



Then click on **Save** so that XLSTAT changes the language.

The following video shows you how to do it.

[http://www.youtube.com/watch?v=aBgpILOEXc8&feature=player\\_embedded](http://www.youtube.com/watch?v=aBgpILOEXc8&feature=player_embedded)